

Dave Anderson
3418 52nd Avenue
Sacramento, CA 95823
Cell: 916-254-9441
Fax: 951-328-8210
danderson@a-zbus.com
Web <http://www.A-ZBus.com>



Customer: <u>Willows USD</u>	Date: <u>7-31-12</u>
Address: <u>334 W. Sycamore Street</u>	Attn: <u>Mort Gievet, Val Taylor</u>
<u>Willows, CA 95988</u>	Phone Number: <u>530-934-6611</u> Fax Number: <u>530-330-1050</u>
P.O.#: <u>Pending</u> Quantity: <u>1</u> New: <u>X</u>	New: <u>X</u> ULS Diesel <u>X</u>
Chassis Model: <u>2012 Bluebird D3RE</u>	Body Model: <u>2012 Bluebird D3RE</u>
Wheelbase: <u>259"</u>	Capacity: <u>78 passengers</u> Rows: <u>13L & 13 R</u>
Headroom: <u>78"</u>	Seats: <u>3 Point Lap & Shoulder Belts</u> Delivery: <u>ARPO: 30 days or less</u>

Base Vehicle

All American Rear Engine, 259" wheelbase

Turning Radius

All American Rear Engine, 259" wheelbase, curb to curb
32.5, wall to wall 36.5

Rear Overhang to Outside of Body

All American Rear Engine, 259" wheelbase, 121.11"

Rear Overhang to Rear Bumper

All American Rear Engine, 259" wheelbase, 121.75"

Front Overhang to Outside of Body

All American Rear Engine, 259" wheelbase, 92.87"

Front Overhang to Front Bumper

All American Rear Engine, 259" wheelbase, 94.48"

Overall Length without Bumpers

All American Rear Engine, 259" wheelbase, 472.98"

Overall Length Bumper to Bumper

All American Rear Engine, 259" wheelbase, 475.23"

Body, Access Panels, Exterior

Electrical Panel - 27.5" x 21.75" hinged door located exterior
below driver's window for access to body electrical
junction, terminals and circuit breakers. Door has retainer
to hold in open position.

Left and right front hinged doors provide service access to
front end components.

Body, Accessories

Console mount, arm rest. Provides padded armrest left side
of driver, mounted on driver's console.



Dave Anderson
3418 52nd Avenue
Sacramento, CA 95823
Cell: 916-254-9441
Fax: 951-328-8210
danderson@a-zbus.com
Web <http://www.A-ZBus.com>



Body, Compartments

Battery box located curbside.

Compartment, Battery, Rollout Tray - 23.63" L x 24" D (11" vertical clearance) tray with hardware for mounting two 8D or three Delphi batteries. Located in right rear overhang.

Locking emergency equipment compartment located upper front.

- 2 Light, Luggage Compartment - Operated by switch in compartment. Includes one light for single compartments, two lights for double compartments.

Light, Luggage Compartment - Operated by switch in compartment. Includes two lights for pass thru compartments.

Spring, Gas, Pass Thru Luggage Compartment Door.

Provides two gas assist springs to luggage compartment doors.


Compartment, Luggage, Pass Thru, 94 cu.ft. Pass thru luggage compartment with seal installed around entire door opening. Gray floor covering. Key handle locks.

Compartment, Luggage, Single - 22"H x 25"D x 55"L, 17.5 cu. Ft. with one door. Includes key lock for door. Located right side between wheels, 3.5" forward of pass thru compartment adjacent to mid-mount fuel tanks. Gray floor covering provided. Continuous aluminum-rubber hinged door.

Compartment, Luggage, Single - 22"H x 25"D x 55"L, 17.5 cu. Ft. with one door. Includes key lock for door. Located left side between wheels, 3.5" forward of pass thru compartment adjacent to mid-mount fuel tanks. Gray floor covering provided. Continuous aluminum-rubber hinged door.

Lock, Key, Battery Compartment Door - Key lock for one sliding battery compartment door.

Latches, Lockable, Access Doors - Provides LL-25 locking latches in the front access panels, rear side access panels, engine compartment doors, and electrical panel.



Dave Anderson
3418 52nd Avenue
Sacramento, CA 95823
Cell: 916-254-9441
Fax: 951-328-8210
danderson@a-zbus.com
Web <http://www.A-ZBus.com>



Body, Construction

Body Construction, FMVSS/CMVSS 3904, 4006

Body, Doors

Lock, Vandal, Rear Emergency Window

- 2 Lock, Vandal Side Emergency Door - Provides plug lock cylinder to prevent movement of lock handle. Lock cylinder is used to complete circuit of ignition interlock which prevents engine starting when emergency door is inoperable.

Retainer, Telescopic, Side Emergency Door, Left - Provides telescopic prop support attached to the top inside of the emergency door to hold open at 95 degrees.

Retainer, Telescopic, Side Emergency Door, Right - Provides telescopic prop support attached to the top inside of the emergency door to hold open at 95 degrees.


Door, Emergency, Right Side, 28"

Wiring for right side emergency door. Includes buzzer assembly and switch for side emergency door.

Door, Emergency, Left Side, 28"

Wiring for left side emergency door. Includes buzzer assembly and switch for side emergency door

Outward Opening, Air, Actuator. Door installation consists of two separate door panels which open outward and close to seat against the outside edge of the lower step. Each panel is ball bearing - suspended for ease of operation and wear resistance. A 4" wide header pad over the door opening inside bus is included. Openings for two glass panes with square corners are provided in each door panel. Door installation also includes a flush pull handle installed on the outside of the forward door panel, designed to provide a finger grip when opening the door from the outside of the bus. The pull handle is black in color. With air powered controls for opening and closing the door, doors are activated by a means of an air cylinder, with an electrically controlled valve assembly located over the door and a rocker-type switch accessible to seated driver. Installation includes an emergency release valve in the door header cover. An air pressure protection valve is also included. Rocker switch will be right hand located.



Dave Anderson
3418 52nd Avenue
Sacramento, CA 95823
Cell: 916-254-9441
Fax: 951-328-8210
danderson@a-zbus.com
Web <http://www.A-ZBus.com>



Door Control, Air Powered. Provides entrance door installation with air powered controls for opening and closing the door. Doors are activated by means of an air cylinder with the push/pull control valve accessible to a seated driver. Rocker switch will be located on right hand side of driver. Installation includes an emergency release valve in the door header cover. An air pressure protection valve is also included.

Lock, Security, Entrance Door - Provides key lock mechanism which includes deadbolt from the door panel to the header above the entrance door. Lock mechanism is concealed within the door panel structure. Mechanism includes a winged handle for overcoming resistance to movement, without damaging the key.

Exit, Rear Emergency Window. Provides a rear center push out emergency window, mounted in a top hinged frame that allows for emergency egress. Includes non-hitch able handle on the outside and bar handle on the inside. Includes two hold-open gas springs, emergency exits decals and instructions.

Glass, Entrance Door, Lower, Laminated Tinted - Provides glass in lower window opening of entrance door panel.


Glass, Entrance Door, Upper, Laminated Tinted - Provides glass in upper window opening of entrance door panel.

- 2 Glass, Side Emergency Door, Tempered, Tint - Provides glass window pane in side emergency door.

Body, Fans

Fan, Auxiliary, Upper Left 6" - Provides 6" auxiliary fan mounted to wire molding above driver's window.

Fan, Auxiliary, Upper Center, 6" - Provides 6" auxiliary fan mounted to windshield header, center of body.



Dave Anderson
3418 52nd Avenue
Sacramento, CA 95823
Cell: 916-254-9441
Fax: 951-328-8210
danderson@a-zbus.com
Web <http://www.A-ZBus.com>



Body, Floor


- Floor, Plywood, 1/2". Fastened on top of regular steel floor
- Floor, Plywood, Screwed Down
- Trim, Steel, Floor - Provides galvanized steel for wheelhouse trim and cove molding. Cove molding extends the entire length of the body, but is not installed under heater hose covers.
- Entrance Door, Rubber, White Nosing. Provides a 3" white nosing and ribbed rubber which matches the color of the floor covering.
- Wheelhouse, Rear, Black, Molded - Provides smooth rubber covering.
- Wheelhouse, Front, Black, Molded - Provides smooth rubber covering.
- Trim, Floor, Wheel housing to Aisle. Provides floor trim to cover joint between the rear wheel housing trim to aisle trim.
- Floor Covering, Rubber, Black - Provides 3/16" ribbed floor covering material in the aisle area and entrance aisle area of the floor, 1/8" smooth floor covering material on either side of the aisle (under seats)
- Trim, Aisle, Aluminum. Provides aisle trim over the joints in the floor covering material on both sides of the aisle, full length of body.

Body, Headroom

- Full 78" measured at center of bus, over plywood and floor covering.

Body, Heaters

- 90,000 BTU front heater/defroster. Washable air filter.
- Driver selects air flow up to 100% for defrosting windshield, driver's window and entrance door as conditions require.
- Electrically controlled water regulating valve.
- Heater air intake on right front below windshield level is electrically controlled.



Dave Anderson
3418 52nd Avenue
Sacramento, CA 95823
Cell: 916-254-9441
Fax: 951-328-8210
danderson@a-zbus.com
Web <http://www.A-ZBus.com>




Hose, Heater, Goodyear Hi-Miler With Constant Torque Clamps -
Goodyear Hi-Miler hoses with constant torque clamps provided on all heater hoses and clamps within the body heater system, from and to the engine water cut-off valves.
Heater, Water Pump - Provides auxiliary booster water pump with heavy duty motor, seals and housing. Connected to the heater system. Assist engine water pump in forcing heated coolant through the body heat exchanges. Mounted in the engine compartment.
Heater, 12 K Drivers?
Heater, 50K, LH, Rear, and Floor Mounted

Body, Insulation

Insulation, Body Cavity, Fiberglass. Fiberglass insulation in all bow cavities.
Insulation, Driver's Area - Provides insulation added to inside and outside of driver's left side closeout panel.
Insulation, Sound Deadening, Spray - Provides 1/16" thick spray covering the center 1/3 of panels. Includes the following panels: roof sheet, headlining, outside and inside side panels, front and rear roof caps and rear upper inside panels, tag panels and rear lower access panels.
Headlining, Acoustic. Provides perforated headlining panels with a 2" wide band of unperforated steel for attaching panels to roof bows.
Insulation, Body, Polyester/Fiberglass.

Body, Lettering/Decals

Lettering, "STOP WHEN RED LIGHTS FLASH", 6". Two lines of text located below emergency window.
6 Lettering, "EMERGENCY DOOR" or "EMERGENCY EXIT" or "PORTE DE SECOURS" or "SORTIE DE SECOURS". 2" lettering, series C in lieu of standard.
Lettering, Emergency Door Arrows. Located inside and outside, 6" long x 3/4" wide black arrow on emergency door near handles to indicate direction of turn for opening. On the outside, arrow points up and approximately 45 degree inboard of door. On the inside, the arrow points up. Arrows are in addition to standard "Operating Instructions" decal.



Dave Anderson
3418 52nd Avenue
Sacramento, CA 95823
Cell: 916-254-9441
Fax: 951-328-8210
danderson@a-zbus.com
Web <http://www.A-ZBus.com>



Lettering, "SCHOOL BUS", 8" high, 1-1/4" stroke, black vinyl letters on yellow background of roof caps.

Body, Lights

Lights, Daytime Running, Standard Intensity. Provides standard intensity low beam headlamp, tail lamps, license plate lamp, clearance lamps and marker lamps automatically activated when the bus engine is running and the master lighting switch is not in the "headlamp on" position.

Wiring to control clearance, marker, and ID lights with the tail/parking light circuit which is controlled by the headlight switch. Relay in body activates clearance-marker lights using headlight switch on chassis.

Wiring, Clearance/Marker, Corner, 2 Fronts, 2 Rears. Wiring for clearance/marker lights located on a radius at the four corners of the bus body.

Wiring for intermediate marker/clearance lights

Lights, Clearance/Marker, LED, 2 Amber, 2 Red. Provides LED front and rear clearance marker lights. Front roof area has 2 LED amber combination clearance/marker lights. Rear roof area has 2 LED red combination clearance/marker lights. Lights are located on the radius of each corner of the roof caps.


Lights, LED, ID Bar. Provides an ID bar with 3 LED amber ID lights centered at the top of the front cap and an ID bar with 3 LED red ID lights centered at the top of the rear cap. The bar provides a shield for each ID light mounted on the rear.

LED, Marker, Intermediate. Provides two amber LED roof mounted intermediate side marker lights, one amber mounted each side at or near mid-point between front and rear clearance lights.

Lights, Directional, Rear, Amber. Provides two Weldon 1010 7" rear directional lights.

Lights, Directional/Marker Side, Incandescent, Front.

Provides incandescent side directional light mounted on each side of bus over front wheel housing area.



Dave Anderson
3418 52nd Avenue
Sacramento, CA 95823
Cell: 916-254-9441
Fax: 951-328-8210
danderson@a-zbus.com
Web <http://www.A-ZBus.com>



Lights, Directional/Marker, Side, Incandescent, Rear.
Provides an incandescent side directional light mounted on each side of bus over rear wheel housing area.

Lights, Directional, Front, Amber. Provides two 7" flush mounted directional lights mounted on front body cowl.

Wiring, Directional, Front. Wiring to front directional lights.

Wiring, Directional, Rear, Beltline.

Wiring, Directional, Side, Front, Beltline. Front side directionals located on beltline.

Wiring, Directional, Side, Rear, Beltline. Rear side directionals located over rear wheelhouse.

Lights, Dome, 15 Candle Power. Dual row equally spaced in wire molding, controlled by two switches.

Light, Dome, Two Domes, Separate Switch. Provides lights located to the left and right of centerline of the driver's headlining panel.

Dome Light Configuration, Two Rows, Two Switches, Front and Rear. Provides two switches for two rows of dome lights that will be located the left and right of centerline of the interior of bus. One switch will control front portion and the other switch will control the rear portion of dual row dome lights.

Lights, Stop, Tail, License. Provides 4" license light on left and right tag panels.

Lights, 7" Stop and Tail. Provides 7" red combination stops and tail incandescent lights.

Lights, Back Up. Provides 5" white back up incandescent lights on rear engine compartment door.


Hoods, Warning Light, Individual Hoods. Provides single black metal hood for each warning light installed over the top of the lights and is curved to match the radius of the lights.

8 Lights Non-Sequential Warning System

Lights, Warning System, Halogen, 4 Amber, 4 Red.

Sequence, Warning Light System, Non-Sequential.

Indicator, Warning Light System Operation, Amber/Red.
Provides an amber/red flashing warning light indicator that gives the driver positive indication of the amber or red warning light cycles.



Dave Anderson
 3418 52nd Avenue
 Sacramento, CA 95823
 Cell: 916-254-9441
 Fax: 951-328-8210
danderson@a-zbus.com
 Web <http://www.A-ZBus.com>



Light, Pilot, Exit. Provides 1/2" red steady burn pilot light mounted in switch panel. Pilot is illuminated while buzzers alarm to indicate any emergency exit is unlatched. Light, Step well, 15 Candle Power.

Body, Mirrors

Mirror, Rearview, Interior, 6 x 30. Provides interior rearview mirror with 3/16" clear safety glass laminated to steel backing. Mirror has 1-3/4" radius rounded corners, 5/8" diameter rubber padded perimeter, mounted above seated driver on front upper inner panel.

Mirrors, Rearview, Heated, 15 Minute Timer. Provides wiring for a 15 minute timed heated exterior mirrors with low mount driver's side mirror. It is controlled by means of an on/off switch and a timer/relay.

Mirror, Exterior, Open View, Split System. Provides Rosco open view rearview split system mirror assembly. Two independent mirror assemblies with one flat mirror glass assembly (minimum of 7-3/8" x 10") and one convex mirror glass assembly (minimum of 7-3/8" x 5"). Hand adjustable non-heated split mirror.

Mirror, Crossview, Eye-MAX, LP. Rosco Asymmetric shaped Eye-Max LP crossview mirrors left and right, with tunnel/tube mount. Mirror arms are black painted steel. Mirrors comply with FMVSS/CMVSS 111 school bus.

Body, Mud flaps


Flaps, Front, Full Length. Provides mud flaps installed behind front wheels.

Flaps, Rear, With Logo. Provides 23" x 30" mud flaps installed behind rear wheels.

Extensions, Mud Flap, Rear. Provides assurance that mud flaps will extend within 6" of ground.

Fenders, Rear, Rubber. Provides rear rubber fenders attached to outside side panel, around perimeter of rear wheel housing cutout on each side of body.

Fenders, Front Rubber. Provides front rubber fenders attached to outside side panel, around perimeter of front wheel housing cutout on each side of body.



Dave Anderson
3418 52nd Avenue
Sacramento, CA 95823
Cell: 916-254-9441
Fax: 951-328-8210
danderson@a-zbus.com
Web <http://www.A-ZBus.com>



Body, Paint

Paint Design, Exterior, Solid, NSB Yellow. NSBCY for body and chassis except front and rear bumpers, which will be black.

Underside of body, floor, skirt, and wheel housings thoroughly undercoated prior to body mount. Undercoat material offers optimum corrosion protection.

Body parts are thoroughly rust-proofed after fabrication and before assembly.

Paint, Entrance Door, Yellow. Provides exterior of outward opening door painted yellow in lieu of standard black.

Bird, Black, Vinyl

Paint Design, White Roof

Wheels, Disc, Painted Both Sides, Yellow. Complete wheel painted inside and out, both sides.

Paint, Rub rails Only, Full Width Black. Provides all rub rails on exterior of unit to be painted the full width of the rub rail black in lieu of base color of unit. Rub rail end caps will be painted same as base color of unit.

Paint, Headlight Bezels, Body Color

Paint, Warning Light Bezels, Front/Rear, Body Color

Paint Interior, Astro White. Provides hot sprayed on baked enamel. Aluminized inner side panels are not painted.

Body, Radio

Radio, AM/FM/PA/CD

Speaker, Deluxe, 8 Speaker Systems

Speaker, Outside Speaker. Provides outside speaker located lower right hand side under floor.

Wiring, Two-Way Radio. Provides wiring for two-way radio system, center dash mounted. Power wire, ground wire, and circuit protection; "pull" wire with access plate for coax cable is provided.

Body, Reflectors

Marker, Vinyl, 3M Diamond Grade, Reflective, Rear

Emergency Window, Yellow. Provides 1" wide yellow strip around rear emergency window.

Marker, Vinyl, 3M Diamond Grade, Reflective, Side, Yellow. Provides 2" yellow strip on each side of bus below floor line rub rail.



Dave Anderson
3418 52nd Avenue
Sacramento, CA 95823
Cell: 916-254-9441
Fax: 951-328-8210
danderson@a-zbus.com
Web <http://www.A-ZBus.com>



- Marker, Vinyl, 3M Diamond Grade, Reflective, Rear, Yellow. Provides two 1-3/4" yellow horizontal strips and two vertical strips to outline the perimeter of the rear structure.
- 2 Marker, Vinyl, 3M Diamond Grade, Reflective, Side Emergency Door, Yellow. Provides 1" yellow strip around side emergency door.
- 2 Marker, Vinyl, 3M Diamond Grade, Reflective, Roof Hatch, White. Provides 1" white strip around roof hatch.
- 3" Reflective, Side & Rear, 3M Diamond Grade. Provides two 3" adhesive backed amber mounted on side of body near front, two 3" adhesive backed red mounted on side of body near rear, two 3" adhesive backed red, mounted on rear of body, two 3" adhesive backed amber right and left intermediate side reflectors.

Body, Rub rails

Four double ribbed .16 gauge steel supplied rub rails installed along both sides of body. Locations: one below side windows, one at seat (passenger) level, one at floor level, one at skirt level. Window, seat, and floor rails extend from the front bow to the rear corner radius.

Rub rail, Skirt Level. Provides double ribbed 16 ga. steel rub rails located at the bottom of the outside side panel, RH & LH Side, from front bow to rear bumper.

Body, Safety Equipment

Fire Extinguisher, 5 lb. Dry with Hose, Driver's Compartment. Provides 3A-40 B: C for Type A, B, and C classified fires; dry chemical with gauge and hose.


Circuits, Spare, Body Harness, Two, 14 Ga. Provides (1) 14 ga black and (1) 14 ga white wire from the electrical panel of the body to the right rear of the bus. These circuits are considered spare circuits.

Warning Device, Triangular, Floor Mount. Provides three reflectorized triangular road warning devices enclosed in plastic storage container, secured to the floor in the driver's compartment area.

Kit, First Aid, California, Plastic Case.

Holder, Certificate, 7-5/8" x 9-1/4"

Package, Certification, State, California.



Dave Anderson
3418 52nd Avenue
Sacramento, CA 95823
Cell: 916-254-9441
Fax: 951-328-8210
danderson@a-zbus.com
 Web <http://www.A-ZBus.com>



Body, Seats

Seat frames are black hot sprayed on baked enamel.

Seat, Driver's Bostrom Routemaster Plus Air Suspension, Shock, Dual. Provides independently acting dual shocks for the driver's seat.

Seat, Driver's, Bostrom Routemaster Plus Air Suspension, Brown Pro Form II, Brown Fabric Insert. Provides Bostrom Routemaster Plus Air driver's seat, 19.5" wide cushion with four position tilt adjustment, high back, 18 degree back angle adjustment, adjustable lumbar support, 9.5" fore and aft adjustment, air suspension with 6" vertical travel for isolation and driver's height/weight adjustment with fingertip push/pull control valve, vinyl suspension cover skirt.

Seat Belt, Driver's, Single. Provides single emergency locking retractor shoulder belt with adjustable pillar loop allowing approximately 7.5" of vertical adjustment at the shoulder belt top mount. Male locking bar tongue on the left retracting side.

Modesty Panel, Barrier Mounted, Aluminized. Provides aluminized panel extending from bottom of barrier to floor.

Modesty Panel, Barrier, Driver, LH. Provides aluminized modesty panel under front driver's side barrier extending from the bottom of barrier to floor.

2 Barrier, Gusset Mounted, 39". Provides 39" high back barrier with inset leg.

2 SEAT,CEW,QS,DAVENPORT,30

18 SEAT,CEW,QS,39,GM,FM

2 SEAT,CEW,QS,39,FLIP,GM,TM


4 SEAT,CEW,QS,39,GM,FM,OVER W/H

76 Module, Seat, CEW, Belt, 3-point

26 Module, Seat, CEW, Color Brown

2 Upholstery, Fire Block, Spradling, Brown, Barrier

26 Module, Board, Seat, CEW, 7/16" OSB



Dave Anderson
3418 52nd Avenue
Sacramento, CA 95823
Cell: 916-254-9441
Fax: 951-328-8210
danderson@a-zbus.com
Web <http://www.A-ZBus.com>



Body, Side Panels

Interior panels are 18 gauge steel front upper inner panel with hinged access panel to allow access to the front roof cap area.

Panel, Outside, Extended, 16 Gauge, 25-3/4" Skirt. Provides outside side panels with a skirt length of 25.75" as measured from the floor line to the lower edge of the skirt. Rub rails are included at the window, seat, floor, and skirt line. Panels meet FMVSS 221 Joint Strength requirement.

Panel, Galvalume, Inside, Fully Hemmed

Body, Step well

Step well, Stainless Steel, 304-2B

Handrail, Entrance Door, 3.25 - 5.25. Provides 1" diameter 18 ga. Stainless steel assist rail at the rear of step well.

Step Treads, Entrance Door, Non-Abrasive, White Nosing.

Step tread will match the floor covering on the unit.

Control, Step well Light, Marker Control, With Door Switch.

Provides step well light activation when marker lights are on and entrance door is open.

Body, Stop Arms


Stop Arm, Electric, Incandescent, Reflective Blade. Provides a reflective grade octagonal stop arm, red with a white border and 6" high white lettering "STOP" on both sides. Includes red incandescent lights over and under the word "STOP" visible from both sides and solid state electronics.

Location, Stop Arm, Rear. Locates the stop arm to the left hand rear of the bus. Stop arm is installed in the third body section from rear.

Wiring, Stop Arm, Electric, With Independent Flasher

Body, Sun Visor

Visor, Opaque, Left Side. Provides fully adjustable .125" black tinted acrylic 6" x 24" visor installed immediately forward of driver.



Dave Anderson
3418 52nd Avenue
Sacramento, CA 95823
Cell: 916-254-9441
Fax: 951-328-8210
danderson@a-zbus.com
Web <http://www.A-ZBus.com>



Body, Switches

Wire molding over window. Color and number coded wiring in molding on top of side windows for access to harness without removing windows. Body wiring protected by manual reset circuit breakers, located in easy access exterior wire terminal junction over window.

Switch panel mounted left of driver and right of instrument cluster with rocker-type self-illuminated switches for electrical equipment. Brightness of illumination is controlled by panel switch rheostat.

Switch, Door, Step well Light

Power socket, accessory with cap. Located on the instrument panel. Provides 12 volt power socket for connecting electrical accessories.

Switch, Solenoid, Safety Switch, Noise Suppression, Latching. Replaces the standard momentary noise suppression switch with a maintain switch.

Controls, Location, Driver's Area, Switch, Warning Light Master, Right Hand. Locates school bus warning system master control switch to right of driver.


Controls, Location, Driver's Area, and Switch, Warning Light Start, Right Hand. Locates school bus warning system start switch to the right of driver.

Controls, Location, Driver's Area, Switch, Warning Light, Emergency Over Ride, Right Hand. Locates school bus warning system emergency over ride switch to the right of driver.

Controls, Location, Driver's Area, Lights, Pilot, Warning Light System, Right Hand. Locates school bus warning system flashing pilot light stop right of driver.

Controls, Location, Driver's Area, Switch, Door Control, Right Hand. Locates entrance door control switch to the right of driver.

Controls, Warning Light Configuration, 8-light, Right Hand. Switch, Warning Light, Master Control, With Pilot, Green. Provides rocker type warning system master control switch with green pilot light to indicate warning system status.



Dave Anderson
3418 52nd Avenue
Sacramento, CA 95823
Cell: 916-254-9441
Fax: 951-328-8210

danderson@a-zbus.com

Web <http://www.A-ZBus.com>



Switch, Emergency Override, Latching Rocker Type Switch.

Provides an "EMERGENCY OVERRIDE" switch to energize the red warning lights and extend the stop arm and crossing arm (if installed) regardless of service door position or "MASTER SWITCH" position. The switch is a latching type and will remain "on" until turned "off".

Switch, Warning Light Start, Manual Start. Provides a momentary actuated rocker-type start switch to energize the amber cycle of warning light system.

Horn, Backing, 112 DB. Provides a backing safety horn activated when transmission is shifted into reverse.

Power, Body Controls, Warning Lights. Provides solenoid switches for controlling body circuits by chassis ignition switch. Warning light power source is removed from ignition controlled solenoid switch and places it on battery hot.

Wiring, Warning System, 14 Gauge Without Monitor. 14 gauge wiring when there is no monitor


Power, Body Controls, Clearance / Cluster / ID Lights.

Provides solenoid switches for controlling body circuits by chassis ignition switch. Clearance, cluster, and ID light source is removed from ignition controlled solenoid switch and places it on battery hot.

Power, Body Controls, Dome Lights. Provides solenoid switches for controlling body circuits by chassis ignition switch. A dome light source is removed from ignition controlled solenoid switch and places it on battery hot.

Power, Body Controls, Entrance Door. Provides solenoid switches for controlling body circuits by chassis ignition switch. Entrance Door source is removed from ignition controlled solenoid switch and places it on battery hot.

Circuit Protection, Breakers, Manual Reset. Provides manual re-setting circuit breaker protection (automotive blade type push in) on all body related circuits located within the panel assembly under the driver's window with outside access. (Note: any unique application of optional equipment where manufacturer requires a specific type of circuit protection - fusible link, manual resetting circuit breaker, etc. - would be accepted.) ATC/ATO style fuse blocks. Color coded for amperage ratings where possible.



Dave Anderson
 3418 52nd Avenue
 Sacramento, CA 95823
 Cell: 916-254-9441
 Fax: 951-328-8210
danderson@a-zbus.com
 Web <http://www.A-ZBus.com>



Resetting device will be on top surface of breakers.
 Resetting tab will be a different color and will stick out (pop-up) past the top surface for easy identification of the component that has tripped.

Buzzer, Emergency Exit, Rear Emergency Window.
 Buzzer, Emergency Exit, Left Side Emergency Door
 Buzzer, Emergency Exit, Right Side Emergency Door

Body, Vents

Manual driver's fresh air vent on left by driver's feet.

- 2 Wiring, Vent, Roof Hatch, Buzzer Only
- 2 Vent, Roof Hatch, Specialty Pro Lo. Provides a 23" x 23" emergency exit opening with inner and outer release handles. Hatch pops up to provide an air vent. Buzzer sounds when emergency exit is open and engine is on. Hatch extends .75" above the roof in the closed position. Outer ring is eliminated and replaced by a bulb seal white the inner ring is reinforced with metal bands.

Body, Windows

Rear emergency window 24.5" x 57.5" clear opening push-out, clear tempered window assisted by self-contained air spring that holds in open position. Viewable area of window is 17.5" x 50".


Glass, Rear Emergency Window, Tempered, Tinted.
 Provides glass window pane in the rear emergency window.

Window, Driver's, Transit Sliding, Laminated, Tinted, Natural Aluminum (Unpainted) Frame. Provides glass in a double sliding aluminum sash with security fastener for locking.

- 24 Window, Split Sash, 12", Tempered, Tinted, Natural Aluminum (Unpainted) Frame. Provides 12" split sash side windows.

Body, Windshield / Accessories

Two, dual speed electric motors with dynamic brake. Single switch control. Pantograph-type, bottom mounted with remote control. 800 mm non-glare arms and 700 mm blades. Electric windshield washer with hard plastic 4-quart capacity reservoir located behind left front access door, washer outlets mounted on wiper arms.



Dave Anderson
3418 52nd Avenue
Sacramento, CA 95823
Cell: 916-254-9441
Fax: 951-328-8210
danderson@a-zbus.com
Web <http://www.A-ZBus.com>



Windshield, Two Pieces Curved, Tinted and Shaded.
Provides tinted safety plate glass with shaded band at upper portion of windshield for glare reduction.
Laminated windshield to meet FMVSS requirements.

Chassis, Accessories

Fluid, Chassis, Transmission, Synthetic. After initial oil and filter change at 5,000 miles, the oil and filter change interval goes to 50,000 miles or 24 months.

Fluid, Chassis, Antifreeze, ES Compleat, Cummins, Blue. Ethylene glycol, blue, premix 50/50, -34F, ASTM 6210, 2 years/4000 hours service intervals

Chassis, Alternator

Alternator, Leece Neville, 240 AMP AV1-160. Brushed alternator, 12 volts, belt driven, pad mounted. Alternator RPM is dependent on the drive ratio between the engine and alternator. Output is temperature sensitive.

Chassis, Axles

Axle, Front, Hendrickson, 14,600 lb.

Suspension, Spring, Front, Softek, 14,600 lb.

Oil slinger installed in wheel end to channel lube away from brake lining.

Suspension, Rear, Two Stage, 23,000 lb.


Spacer Block, Front Spring. Provides a 1" spacer block installed between the front spring and the axle allowing for additional ground clearance at the front end of the bus.

Axle, Rear, Meritor, 23,000 lbs. 5.38 ratio

Lubrication, Axle, Oil. Provides petroleum based oil to lubricate the steer axle wheel bearings and drive axle. A clear window on the steer axle hubcap is provided to facilitate observation of oil level and condition, and has a provision for the addition of oil.

Chassis, Batteries and Accessories

Batteries, Two 8D. Provides two Group 8D batteries, 12V / 225 amps/ 2800 CCA combined @ 0 degree F. 3/0 battery cables are provided.



Dave Anderson
3418 52nd Avenue
Sacramento, CA 95823
Cell: 916-254-9441
Fax: 951-328-8210
danderson@a-zbus.com
Web <http://www.A-ZBus.com>



Chassis, Brakes

Accessories, Brakes, Oil Slinger. Provides sheet metal component installed in the wheel end to channel lubricant away from lining material.

Brake, Exhaust, VGT. Provides a variable geometry turbo (VGT) brake. Turbo-chargers that constantly adjust the amount of air flow into the combustion chamber optimizing performance and efficiency. A switch is provided on the dash in order to initiate the brake.

Adjusters, Slack, Meritor. Provides Meritor automatic slack adjusters for air brakes.

Emergency/Parking brake. 30 sq. in. spring brake system with treadle valve modulation. Instrument panel mounted valve for parking.

One dual compartment air tank with a capacity of 1250 cu. In. for the wet tank, and a capacity of 1250 cu. In. for the primary tank. One secondary tank with a capacity of 1760 cu. In. Total two tanks with a capacity of 4260 cu. In.

The wet/primary reservoir and the secondary reservoir will be mounted under the driver's area of the DCM on the frame rails.

Brakes, Air, Meritor, 6" Front & 8.62" Rear. Provides Meritor 16.5" diameter S-Cam air drum brakes with Q-Plus linings.

Brakes, Anti-Lock (ABS). Provides four channels, four sensor remote mounted ECU air brake ABS systems. ECU is capable of SAE 1587, 1922, and 1939.

Diagnostics are performed by LED readouts on ECU or with laptop computer attached to the 1587 terminal at engine.

Air System Accessories, Air Dryer, Bendix, AD-9. Provides Bendix AD-9 air dryer in line between compressor and wet tank which removes water, oil and other contaminated before they reach the wet tank. Refillable desiccant cartridge, and heated automatic purge valve is provided.

Air System Accessories, Drain Valve, Manual, Air Tank. Provides remove mounted manual air tank drain valve located below driver's floor area. Separate manual drain valve for each air tank installed on chassis is provided.



Dave Anderson
3418 52nd Avenue
Sacramento, CA 95823
Cell: 916-254-9441
Fax: 951-328-8210
danderson@a-zbus.com
Web <http://www.A-ZBus.com>



Air System Accessories, Reservoir, Additional Wet Tank Capacity. Provides an additional 1650 cu. In. reservoir to increase wet tank capacity.

Chassis, Bumper


Bumper, Rear, Steel, 12". Provides smooth rear bumper which includes die formed 90 degree top and bottom flanges, with 14" wrap around each side. Painted black. Rear bumper trim installed immediately above the rear bumper. Trim spans full width of body and wraps around the rear corner panels on right and left side of unit to the front edge of the side bumper closeout/trim panels. Steel rear license plate bracket. Styled front bumper die formed from single 3/16" steel plate. 12" high with 90 degree flanges top and bottom. Front bumper includes step holds for cleaning windshield. Painted black. Four hole.

Chassis, Controls

Full power TWR THP-60 integral unit. 18.2:1. Gear driven hydraulic pump. Tilt/telescoping steering column with 18" diameter four spoke padded steering wheel.

Chassis, Cooling System

Cooling module located on right side rear of vehicle. Cooling module consists of a cross-flow radiator and charge air cooler in an "over-under" configuration with the CAP at the top. The cooling system has a 28" diameter, 9 blade fan mounted to an electronically controlled viscous fan clutch. The clutch will be directly mounted to a 90 degree gearbox that has an extended shaft with a pulley mounted to the end of the shaft. The gearbox is driven by belts that connect to a pulley mounted to the front of the engine crankshaft. This belt system will have a spring loaded tensioner for maintaining proper belt tension. Black rubber coolant hose with constant torque lined clamps. Hoses meet SAE J20R4 or SAE J20R5 specifications. Transmission fluid cooled by 2100 BTU/Min heat exchanger external to radiator. Cool-Gard Coolant mix provides anti-freeze protection to -34 degrees.



Dave Anderson
3418 52nd Avenue
Sacramento, CA 95823
Cell: 916-254-9441
Fax: 951-328-8210
danderson@a-zbus.com
Web <http://www.A-ZBus.com>



Maximum allowable top tank temperature 107 degrees C (225 degrees F). Nominal setting for radiator pressure cap, minimum of 15 psi (103 kPa).

Horton, Inc. supplied drive hub assembly, viscous direct sense clutch, 25" diameter fan. Clutch will keep fan moving at variable rate and when full fan is needed, fan speed will ramp up. Clutch will act as on-off type except it will allow the fan to spin at continuous "coast" speed and ramp up and down depending on the need for cooling, as determined by the engine ECM. This functionality allows for fan to constantly pull some air though the radiator, thus keeping coolant temperature more constant, eliminating swings from cool to hot.

Hose, Cooling, Silicone, Constant Tension Clamp. Silicone coolant hoses between radiator and engine, radiator and cooler, cooler to engine, and de-aeration tank to engine/radiator. Hoses meet SAE J20R4 or SAE J20R5 specifications. Constant tension clamps are a self-tensioning pre-opened band clamps.

Filter, Coolant, Water. Provides engine coolant water filter remote mounted with two shut off valves to isolate the filter when replacing the filter element.

Chassis, Driver Controls


Suspended electronic throttle and brake pedal, high idle switch, air brake pedal, parking brake valve, transmission selector, headlamp switch, and rheostat-controlled panel light dimmer. Stalk-mounted self-canceling direction signal switch, hazard signal switch, wiper/washer controls, and headlamp dimmer. Steering column mounted key-type starter switch.

Chassis, Engines / Transmissions

Remote engine start switch, starter button, compartment light switch, oil pressure gauge.

PDU chassis mounted directly above the air filter.

Air intake - Parker-Racor Eco-III air cleaner with replaceable element. Located left side of engine compartment and is accessible from the rear of the unit. Air inlet louvers are located are rear left side above mid-point of side windows.



Dave Anderson
3418 52nd Avenue
Sacramento, CA 95823
Cell: 916-254-9441
Fax: 951-328-8210
danderson@a-zbus.com
Web <http://www.A-ZBus.com>



Engine compartment area non-texturized non-painted Galvalume.

Cruise Control

Air Cleaner, Multi-Stage. Provides three stages of filtration.

The process whereby the second stage filtration is accomplished is totally contained within the filter housing and is the result of the design of the filter housing and the design of the primary filter element. The incoming air is diverted away from the primary element in such a way as to cause it to spiral around the primary element away from the outlet end and toward the blind end cover.

Large/heavier dust and/or water particles are thrown to the outside of the spiral and are separated thru a dust/water ejection entering the inlet depending on driving practices and conditions. Secondary filter element is designed to prevent dust from entering the outlet ducting when the primary filter element is charged. Filter maintenance will be through the rear engine access door.

Governor, Road Speed, 75 MPH. Provides road speed governor limiting the top speed to 75 MPH.

Engine Compartment - fiberglass door pantographs upward, with gas lift assist cylinders 85" wide x 41" high installed at rear providing access to engine for service. In addition, hinged doors on right and left sides, 26" x 33" for access to radiator/cap on right side and other engine related components on left side.

Engine compartment door right side gas spring has locking gas spring assuring the door is secured when in open position.


18" X 22" access panel between the davenport seats is provided, removable from inside the body.

Engine, Cummins ISC 10 300 HP @ 860 Lb. Ft.

2010 emissions engine

2010 Cummins ISC engine with cooled exhaust gas recirculation (EGR), diesel particulate filter (DPF) exhaust after-treatment, common rail fuel injection system, selective catalytic reduction (SCR). SCR includes supply module, dosing module and NOx electronics module.

Low fluid lamp will indicate when DEF level is low.



Dave Anderson
3418 52nd Avenue
Sacramento, CA 95823
Cell: 916-254-9441
Fax: 951-328-8210
danderson@a-zbus.com
Web <http://www.A-ZBus.com>




Requires low ash oil (CJ-4) that meets Cummins engineering standard CES 20081.
Requires use of Ultra Low Sulfur diesel (ULSD) fuel (15 ppm sulfur maximum).
Cummins/Wabco 318 cc (18.7 CFM) single cylinder air compressor mounted on the rear gear housing on the fuel pump side of the engine. The through-drive torque limit for the low mount air compressor is 88 Nm 965 ft-lb)
Transmission, Allison Gen 4, 3000 PTS, Five Speeds with Retarder, with SEM
Gauge, Multifunction, Rear Engine Compartment

Chassis, Exhaust

Diesel Exhaust Fluid (DEF) is an aqueous UREA solution. This solution is injected into the exhaust system upstream of the catalyst contained in the scr device. When the solution combines with the heat of the exhaust gas it turns into ammonia. This combination then meets the catalyst and a chemical reaction takes place reducing the NOx in the exhaust gas to nitrogen and water. The flow of coolant will cool the dosing module where the DEF is dispensed into the exhaust stream and provides heat to the DEF tank for thawing frozen DEF. DEF tank is located left (street) side inside the engine access door. Non-spring loaded locking fill door marked DEF.

Exhaust, Primary, Flex, SCR, Cummins. Primary exhaust system consisting of a diesel particulate filter (DPF), selective reduction catalyst (SCR), decomposition reactor tube assembly, exhaust elbows, diesel exhaust fluid (DEF), DEF tank, heated DEF lines, coolant supply and return lines, coolant control valve, DEF supply module, DEF dosing control unit, NOx sensor, piping and mounting. Switch-back configuration. System complies with the U.S. EPA mandated on highway 2010 emissions NOx requirements of 0.20 G/HP-HR or less.



Dave Anderson
3418 52nd Avenue
Sacramento, CA 95823
Cell: 916-254-9441
Fax: 951-328-8210
danderson@a-zbus.com
Web <http://www.A-ZBus.com>



The diesel exhaust fluid is stored in a chassis mounted tank. The tank supplies the solution to a supply module (SM) which is also chassis mounted. The SM is electronically controlled by the dosing control unit (DCU). The SM uses a very accurate metering and pumping system to supply the dosing module (DM) in the engine exhaust system. The amount of diesel exhaust fluid injected into the exhaust is controlled by the ECM. Water evaporates quickly and the diesel exhaust fluid turns into ammonia when in contact with hot exhaust gases. The ammonia reacts with NO_x over the catalyst and the resultant tailpipe emission from this process is harmless nitrogen (N₂) and water (H₂O).

The supply module has 3 hard line connections, suction, throttle, and pressure. Also connected to the system for cooling purposes are 3/8 and 5/8 silicone hoses for cooling purposes.

All piping consists of 4" O.D. 439 grade stainless steel tubing. A flex joint is applied to the system to allow for exhaust isolation from the engine roll.

DEF tank capacity 15 U.S. gallons.

Supply module (SM) has a serviceable filter (main filter is 10 micron).


Black composite DEF tank shield.

Hi Temperature Exhaust Cooling. Exhaust piping from muffler to exhaust exit, including supports, with an exhaust diffusion element. 4" O.D. pipe terminates before rear bumper and angles downward towards ground. Tailpipe is cut flush with the bottom edge of the rear bumper, above the angle of departure, and exits on street side.

Regen Setting, 0 MPH. Provides programmed vehicle speed of 0 MPH allowing an ongoing active regeneration of the diesel particulate filter to continue and complete the cycle if the engine continues to run.

Chassis, Frame

Main frame - dual "C" channels, 9.63" high with 3" flanges made of .25 thick, 50,000 psi steel, Section Modulus = 10.1 in. cu.



Dave Anderson
3418 52nd Avenue
Sacramento, CA 95823
Cell: 916-254-9441
Fax: 951-328-8210
danderson@a-zbus.com
Web <http://www.A-ZBus.com>



Insert (liner across rear suspension) - Dual "C" channels, 9/16" web with 2-3/4" flanges made of .25 thick 50,000 psi steel, insert modulus = 9.5 in. cu. Total Section Modulus = 19.6 in. cu.

Sub-Frame - Dual "C" channels, 50,000 psi steel, rails are turned with flanges outward and lowered 6" below main frame to best accommodate engine and related components. Section Modulus = 7.8 in. cu. Sub-frame rails are 65" long and overlap main rail and insert 24" where joining is reinforced with dual 3" x 3", 1/4" thick angle iron.

All permanent fixtures on frame are attached with hi-tensile strength "Huck-Spin" fasteners with swaged lock nuts.

Chassis, Fuel System

Fuel sender inspection plate per to meet FMVSS. Black Jal-Tread, screw down accessible without removing flooring material.

Fuel Door, Spring Loaded, Locking. Secured spring loaded fuel door mounts flush with side of the body, includes LL25 key lock.

Secondary fuel filter is spin on type mounted on engine and supplied by engine manufacturer. ISC engine is equipped with electric lift pump, no primer pump is required.


Filter, Fuel/Water Separator. Provides fuel filter and water separator, Racor 690, without primer pump, 10 micron, 90 GPH, heated, with water in fuel sensor

Fuel System, Diesel, 100 Gallon. Provides dedicated diesel fuel tank located between the frame rails with right side fill.

Chassis, Horn

Electric dual note with non-glare horn button emblem.

Horn, Air, Mounted Under Floor. Provides under floor air horn with foot valve located on driver's floor.



Dave Anderson
3418 52nd Avenue
Sacramento, CA 95823
Cell: 916-254-9441
Fax: 951-328-8210
danderson@a-zbus.com
Web <http://www.A-ZBus.com>



Chassis, Instruments

Seven digit odometer, resettable trip odometer, tachometer, oil pressure, fuel level, coolant temperature, voltmeter.

Gauges have automatic self-test at power up.

Warning bank indicators: Right and left turn (green), High beam (blue), Park brake (red), Stop engine (red), Wait to start (green), Check transmission (red), ABS (amber), High hydraulic oil temperature (red), Low coolant level (amber), High transmission temperature (amber), Engine warning (amber), Engine maintenance (amber).

DEF (Diesel Exhaust Fluid) level indications, low level indicator light, constant display of DEF level.

Low Diesel Exhaust Fluid (DEF) level indicator. Amber and illuminates with an LED back light. The light operation will be dictated by the Cummins ECM through J1939 data communications. Audible alarm for warning levels of low DEF.

DEF level gauge displayed in the cluster information center LCD. Gauge is continuously visible when ignition switch is on and the cluster has finished initiating. Gauge will be in the form of "text" and will be displayed as "DEF level xxx%". Fluid level information will be sent by the Cummins ECM through J1939 data communications.

Gauge, Temperature. Indicates transmission oil temperature. Gauge located in LCD Display on instrument cluster.

Gauge, Ammeter. Indicates current flow through batteries, showing either charging or discharging. Gauge is located in display in LCD on instrument cluster.


Gauge, Speedometer, English. Provides Speedometer in the driver's instrument panel.

Gauge, Clock. Provides digital clock in the driver's instrument panel.

Chassis, Tires and Wheels

Certification, Wheel Alignment. Provides documentation to verify that the four wheel alignment was performed on the vehicle. A copy of the Vehicle Quality Record for wheel alignment will be placed in the vehicle from the factory with delivery documentation.

Tires, Michelin, 12R 22.5 XZE, LRH



Dave Anderson
3418 52nd Avenue
Sacramento, CA 95823
Cell: 916-254-9441
Fax: 951-328-8210
danderson@a-zbus.com
 Web <http://www.A-ZBus.com>



Balance Front Wheels
 Wheels, Steel, 22.5" x 8.25". Provides Hayes Lemmerz ten stud, 11.25" bolt circle, 5 hand holes, hub piloted steel disc wheels, single front, dual rear.

Chassis, Tow Hooks

Tow Hooks, Front. Provides two heavy-duty frame mounted tow hooks.
 Tow Hooks, Rear. Provides two heavy-duty frame mounted tow hooks.

Chassis, Wheelbase

Wheelbase, 259"

Distributor Options included in this quote:

- Hand held stop sign, holder & lettering
- 39" CEW QS davenport brown LH
- 39" CEW QS davenport brown RH
- Battery Disconnect switch
- NO-Charge 3-Year Bluebird Extended Warranty**
- NO-Charge Digital camera System with 4 heads**
- On-spot Automatic Chains

NO-Charge Adds: LED Stop Arm, LED Brake, Tail, Amber directionals

Battery Disconnect, Spare Yellow Rim

Carrier A/C 124 BTU Free-blow 1211R4, Front & Rear In-wall Evaps, Skirt mount condensers. (Waterford Piggyback price = \$9,361.00)

Terms: Net 15 days

Accepted: _____

By: _____

Date: _____

By: Dave Anderson

A-Z Bus Sales, Inc.

Unit Price: \$155,710.96

Taxable Amount: \$155,710.96

7.25% Sales Tax: \$11,289.04

License: \$0.00

Total - FOB Willows, CA : \$167,000.00

Deposit: _____

Balance Due: \$167,000.00



Dave Anderson
3418 52nd Avenue
Sacramento, CA 95823
Cell: 916-254-9441
Fax: 951-328-8210
danderson@a-zbus.com
Web <http://www.A-ZBus.com>



All pricing valid for 30 days, or availability of stock units at time of purchase order. Prices quoted herein are based upon Federal, State, and Local Laws and Regulations governing truck equipment and performance levels in effect as of the date hereof. Buyer will pay for any equipment or performance changes, modifications, or additions required by any changes in such laws or regulations subsequent to the date hereof at the increased cost to Seller.

**The differential balance amount can be deferred with no pre-payment penalty.
(CEC, AQMD, APCD or SSDA funding minus total balance due price)**

**Bus purchase is available with deferred payments for 1 year.
Term lease options are available up to 5, 7 and 10 years.**

**This is also the "published piggyback bid" price. The piggyback bid can be
utilized by your school district.**

WILLOWS USD

Blue Bird D3RE3904S Cummins ISC 300 3000 78 CEW QS LSED
RSED 12R tires

Base Waterford	\$144,298.72
2) Allison 3000R transmission retarder	DELETED
7c) Michelin 12R 22.5	\$215.00
13) Bendix AD-9 air dryer	\$243.00
18) Battery Disconnect Switch	\$341.00
27) Stainless steel stepwell	DELETED
29a) Add lock to emergency equipment compartment	\$120.00

No-Charge 3-Year Blubird extended warranty	No-Charge
11) On-Spot Automatic chains	\$2,359.00
31b) Tan Flooring	
32a) National 2000 Air Driver's seat	(\$141.00)
Digital camera system with 4 heads	No-Charge
41a) 130 BTU Freeblow Skirt Mount A/C, Inwall	\$9,361.00
Bluebird/AZ Factory Discounts & Incentives	(\$1,085.76)
Price without tax	\$155,710.96
Sales Tax at 7.25%	\$11,289.04
Total Price with sales tax	\$167,000.00

This is a stock unit and is subject to prior sale.